




Bank End Primary Academy - Summer 2b

Knowledge Organiser: All Creatures Great & Small



Mathematics:

We have been investigating and making comparisons between objects relating to size, length, weight and capacity. We will continue to explore this next half term.

We will look at and notice and correct an error in a repeating pattern. This will enable us to extend and create ABAB patterns, e.g. - stick, leaf, stick, leaf.

We will then use our knowledge to talk about and identify the patterns around us.

We will continue to build on our number knowledge by showing the right number of objects to match the numeral up to 5. Show 'finger numbers' up to 5. Compare quantities using language: 'more than', 'fewer than'.

Experiment with their own symbols and marks as well as numerals.

Understanding of the World:

Talk about what they see, using a wide range of vocabulary.

Know that there are different countries around the world and talk about the differences they have experienced or seen in photos.

Understand the key features of the life cycle of a plant and an animal.

Communication, Language and Literacy:

By now children's individual confidence has grown so they are able to express a point of view and to debate when they disagree with an adult or a friend, using words as well as actions.

They are able to start a conversation with an adult or a friend and continue it for many turns.

Use some of their print and letter knowledge in their early writing. For example: writing a pretend shopping list that starts at the top of the page; write 'm' for mummy.

Write some or all of their name.

Write some letters accurately.

Develop their phonological awareness

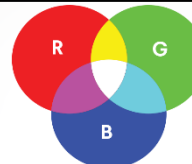
Expressive Arts and Design:

We will continue to demonstrate how to explore colour and colour-mixing.

Children will listen with increased attention to sounds. They will respond to what they have heard, expressing their thoughts and feelings.

Draw with increasing complexity and detail.

Create closed shapes with continuous lines.



Physical Development:

Use a comfortable grip with good control when holding pens and pencils. Continue to develop their movement, balancing, riding and ball skills. Go up steps and stairs, or climb up apparatus, using alternate feet. Start taking part in some group activities which they make up for themselves, or in teams.




Personal, Social and Emotional Development:

Develop appropriate ways of being assertive. Develop their sense of responsibility and membership of a community. Become more outgoing with unfamiliar people. Show more confidence in new social situations. Help to find solutions to conflicts and rivalries.





How to Help at Home!



Mathematics:

Use words such as light / heavy when comparing items at home or out shopping. Say when something is longer or shorter. Allow them to explore, which is tallest.

Look at patterns all around us, is the zebra stripey?

You could help at home by encouraging counting. E.g. how many sausages on my plate? Who has more? Show 'finger numbers' up to 5

Experiment with their own symbols and marks as well as numerals.

Understanding of the World:

Talk about what they see, as you're on walks / outings. Share new vocabulary with them and explain what it means if they are unsure.

Talk about different countries around the world and share stories from yourselves or family members who have visited there.

Observe minibeasts outside, look for ducklings or baby animals on trips. Keep watching your beanstalk grow to help them to understand the key features of the life cycle of a plant and an animal.

Communication, Language and Literacy:

Allow them to start a conversation with an adult or a friend and continue it for many turns, repeating or clarifying what they mean by repeating back, this will help build their confidence.

Encourage them to use some of their print and letter knowledge in their early writing.

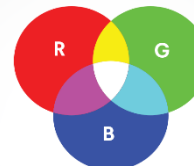
For example: writing shopping lists with you. Can they recognize sounds learnt in school. Do they know it's a b for biscuits to write it down.

Practice together, show them how to form letters correctly.

Develop their phonological awareness by playing eye spy. Do they know it's a b for biscuits to write it down.

Expressive Arts and Design:

We will continue to demonstrate how to explore colour and colour-mixing. You could look at this at home with paints or food colouring and water like a mini experiment!



Physical Development:

Show them and help them to use a comfortable grip with good control when holding pens and pencils as this will help for name writing.

Continue to develop their movement, balancing, riding and ball skills. You can play games together at home and encourage them to use their large gross motor skills for scooters and bikes.



Personal, Social and Emotional Development:

Talk to them about their feelings and your own to label them and get them to understand appropriate ways of being assertive. Develop their sense of responsibility by letting them help with small tasks around the home.

